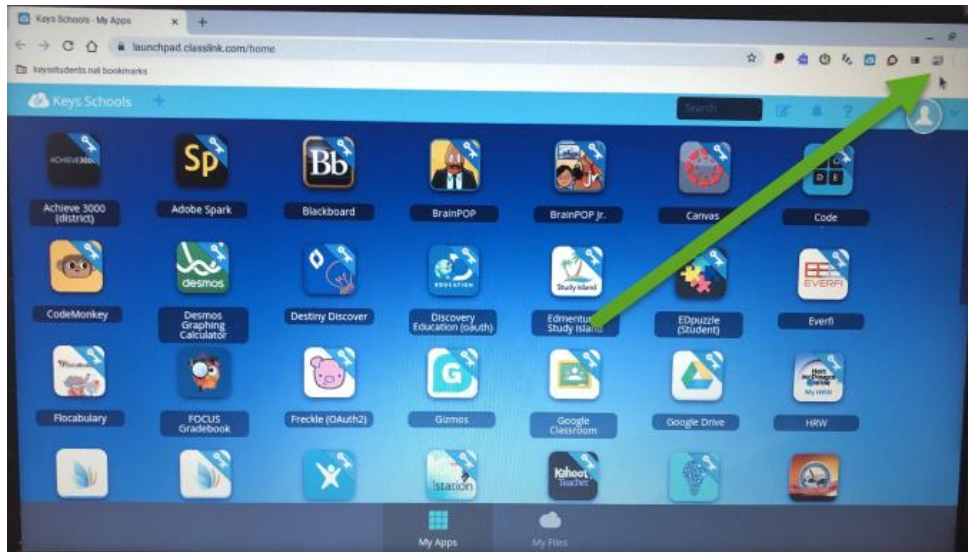
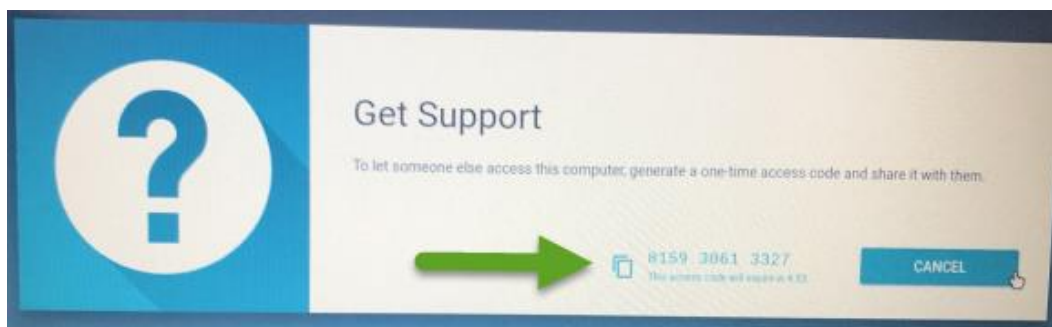
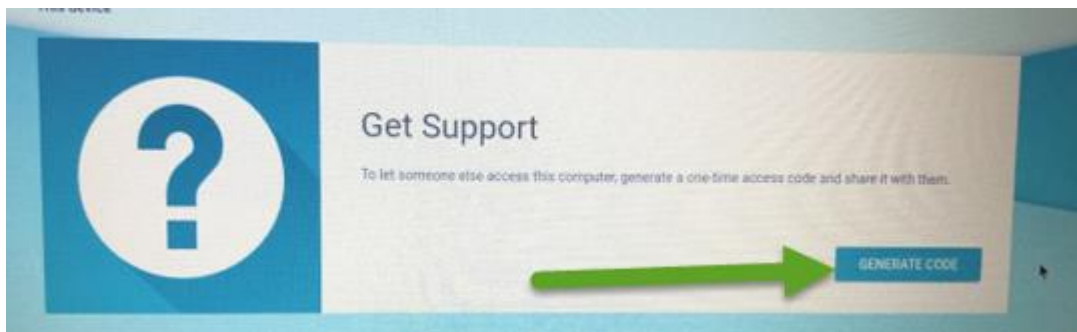


Remote Support for Chromebooks - Chrome Remote Desktop

Open **Chrome Remote Desktop** extension in the upper right corner of your Chrome Browser, and click on “Remote Support”. If prompted to install the extension, you can ignore the message.



Generate a code to share with the person assisting you. You will be prompted once more to accept the incoming connection once initiated.



You can close the connection at any time by clicking “Stop Sharing” at the bottom of your screen.

Request support by calling the schools IT technician:

HOB	305-296-5628 Ext. 65314
POI	305-293-1630 Ext. 52314
KWH	305-293-1549 Ext. 54314
GAE	305-293-1609 Ext. 51314
SLS	305 745 3282 Ext. 50314
SSE	305-289-2490 Ext. 59314
MHS	305-289-2480 Ext. 55314
PKS	305-853-3281 Ext. 58314
CSH	305-853-3222 Ext. 56314
KLS	305-453-1255 Ext 57314
Other	305-293-1400 Ext 53313
Other	305-293-1400 Ext 53326
Other	305-853-3222 Ext 56312